






Picture	Model	Size	Technical Reference			Remark
			Charge Method	Power	IP	
	WN-BT02	32*32*35cm	Inductor	1.5w	68	
	WN-HP03	40*40*41cm	Straight Plug	1.5w	66	
	WN-XX01	Ø 200MM	Inductor	1w	68	20pcs lighting
	WN-XX03	Ø 400MM	Inductor	1.5w	68	40pcs lighting
	WN-JS03	40*40*40cm	Straight Plug	1.5w	66	
—	WN-JS04	40*40*40cm	Straight Plug	1.5w	66	
	WN-XX05	Ø 140/H185	Inductor	1w	68	